

SBOP Repository Explorer

Update Guide v.2.0.3

(2014)

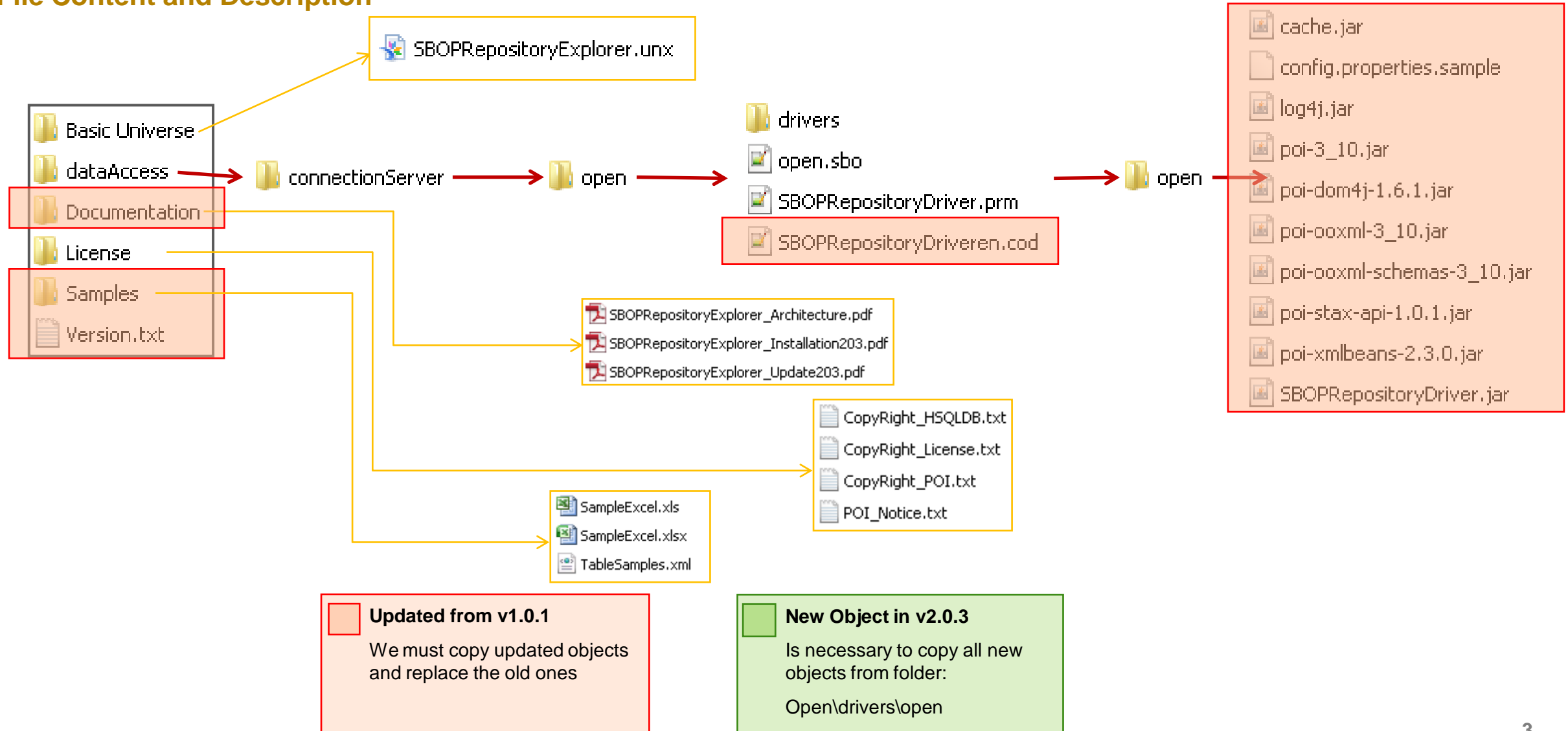


Agenda

- I. **New and Updated Objects**
- II. **Client Update**
- III. **Server Update**
- IV. **BUG in 4.1 SPx with DDK (extra configuration)**
- V. **Universe Connection: new parameters**

I. New and Updated Objects v2.0.3

File Content and Description



II. Client Update

In client workstation for SAP BO BI Client Tools

- Unzip file (see content in previous slide).
- Read “Version.txt” included in the root folder of zip file to review release.
- Read license files in “License” folder to understand the limitations and rules related to this connector.
- Copy from folder “**[Path where SBOPRepositoryExplorer Unzipped]\dataAccess\connectionServer\open**”:

to

“[Path where SAP BO is installed]\SAP BusinessObjects Enterprise XI 4.0\dataAccess\connectionServer\open”

Next file to replace:

- To replace: **SBOPRepositoryDriveren.cod.**
- Copy from “**[Path where SBOPRepositoryExplorer Unzipped]\dataAccess\connectionServer\open\drivers\open”** folder

to

“[Path where SAP BO is installed]\SAP BusinessObjects Enterprise XI 4.0\dataAccess\connectionServer\open\drivers\open”

■ Copy:

- **cache.jar**
- **SBOPRepositoryDriver.jar**
- **poi-3_10.jar, poi-dom4j-1.6.1.jar**
- **poi-ooxml-3_10.jar**
- **poi-ooxml-schemas-3_10.jar**
- **poi-stax-api-1.0.1.jar**
- **poi-xmlbeans-2.3.0.jar**

III. Server Update

In Server side for SAP BO BI WebI Processing Servers node

- As per Client Tools we must follow topic II (Client Update)
- Copy from unzipped folder “**[Path where SBOPRepositoryExplorer Unzipped]\dataAccess\connectionServer\open**”:
to
“**[Path where SAP BO is installed]\SAP BusinessObjects Enterprise XI 4.0\dataAccess\connectionServer\open**”
Next file to replace:
 - To replace: **SBOPRepositoryDriveren.cod.**
- Copy from “**[Path where SBOPRepositoryExplorer Unzipped]\dataAccess\connectionServer\open\drivers\open**” folder
to
“**[Path where SAP BO is installed]\SAP BusinessObjects Enterprise XI 4.0\dataAccess\connectionServer\open\drivers\open**”
 - To replace:
 - **cache.jar**
 - **SBOPRepositoryDriver.jar**
 - **poi-3_10.jar, poi-dom4j-1.6.1.jar**
 - **poi-ooxml-3_10.jar**
 - **poi-ooxml-schemas-3_10.jar**
 - **poi-stax-api-1.0.1.jar**
 - **poi-xmlbeans-2.3.0.jar**
- After copy we must restart **WebIProcessingServers** to reload libraries.

IV. BUG in 4.1 SPx with DDK (extra configuration)

In version 4.1 SPx for WRC and Server Side, doesn't works in DDK the function to read CONFIGURATION parameters from SAP BO .COD files used in connection definition. We provide for you three options until SAP provide the patch:

a) get those parameters from environment variables:

For logs and debugging:

- SBOPREPEXP_TRACELOG_HERETHECMSNAME=YES_TRACE or NO_TRACE
- SBOPREPEXP_TRACEFILE_HERETHECMSNAME=path_to_file for example C:\SBOPREpositoryExplorer.log
- SBOPREPEXP_LOGLEVEL_HERETHECMSNAME=Debug or Error

To import XML Files:

- SBOPREPEXP_XMLFILE_HERETHECMSNAME=path_to_xml_file for example C:\Samples\Samples.xml

To import EXCEL Files:

- SBOPREPEXP_EXCELFILE_HERETHECMSNAME=path_to_excel_file for example C:\Samples\Samples.xlsx

To set Query Limits:

- SBOPREPEXP_MAXQUERYOBJECTS_HERETHECMSNAME=Query_limit

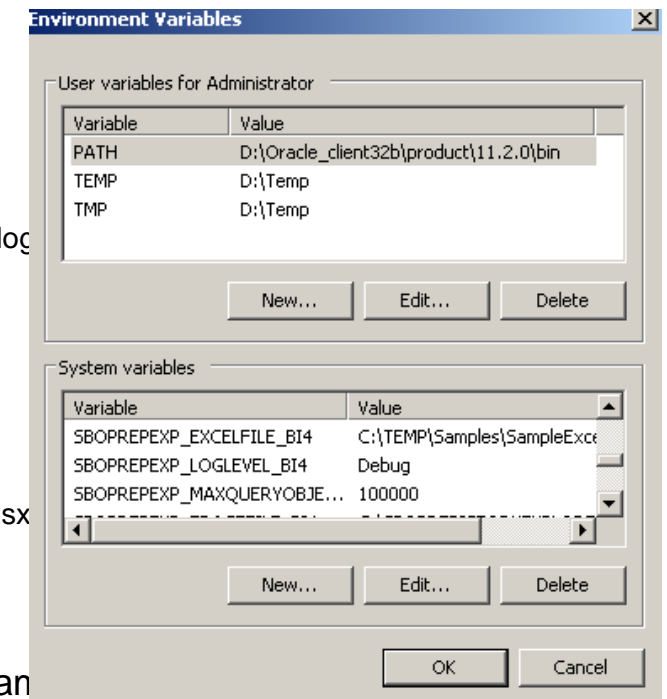
b) create a file called config.properties in same folder where SBOPRepositoryDriver.jar with next paran

- MAX_OBJECTS_QUERY=Query_limit
- TRACELOG=Yes_Trace or No_Trace
- TRACE_FILE=Path_to_file_for_logs_in_JAVA_Format (use / for path)
- LOGLEVEL=Debug or Error
- XML_FILE=path_to_xml_file (use / for path)
- EXCEL_FILE=path_to_excel_file (use / for path)

```
1 MAX_OBJECTS_QUERY=100000
2 TRACELOG=Yes_Trace
3 TRACE_FILE=C:/SBOPRepositoryExplorerTraceLog.txt
4 LOGLEVEL=Debug
5 XML_FILE=C:/TEMP/Samples/TableSamples.xml
6 EXCEL_FILE=C:/TEMP/Samples/SampleExcel.xlsx
```

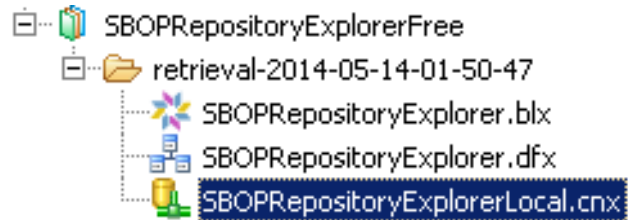
c) user environment variable with path of config.properties file:

- SBOPREPEXP_CONFIG_FILE=path_to_config_properties_file(must_include_file_name)

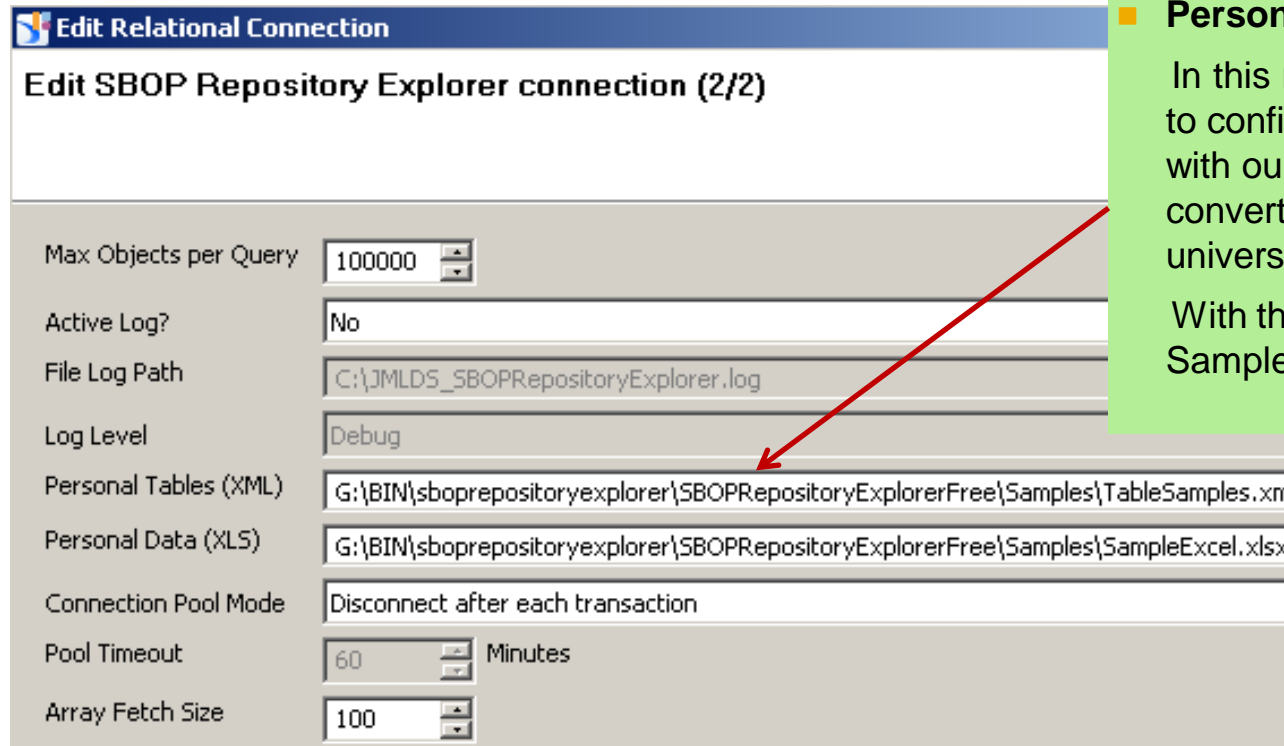


V. Universe Connection: New Parameters

Using IDT (Information Design Tool) we can edit the Connection, locally (.cnx) or secure/shortcut connection (.cns)



- In IDT edit the local connection “*SBOPRepositoryExplorerLocal.cnx*” or *the remote connection (cns)*



■ Personal Tables (XML)

In this release we have the option to configure a personal XML file with our personal CMS queries and convert/import as tables into the universe.

With this release is included in Samples folder an XML example.

■ Personal Data (XLS/XLSX)

Also in this release we have the option to import data from one Excel file (for example to compare external data or audit data with live data in CMS).

API can manage XLS and XLSX Excel files.



Contact Information:

Jorge Sousa
SAP BO BI Senior Consultant
+351 915 590 500
info@snapspace.pt