

SBOP Repository Explorer

Update Guide v.2.0.1

(2014)

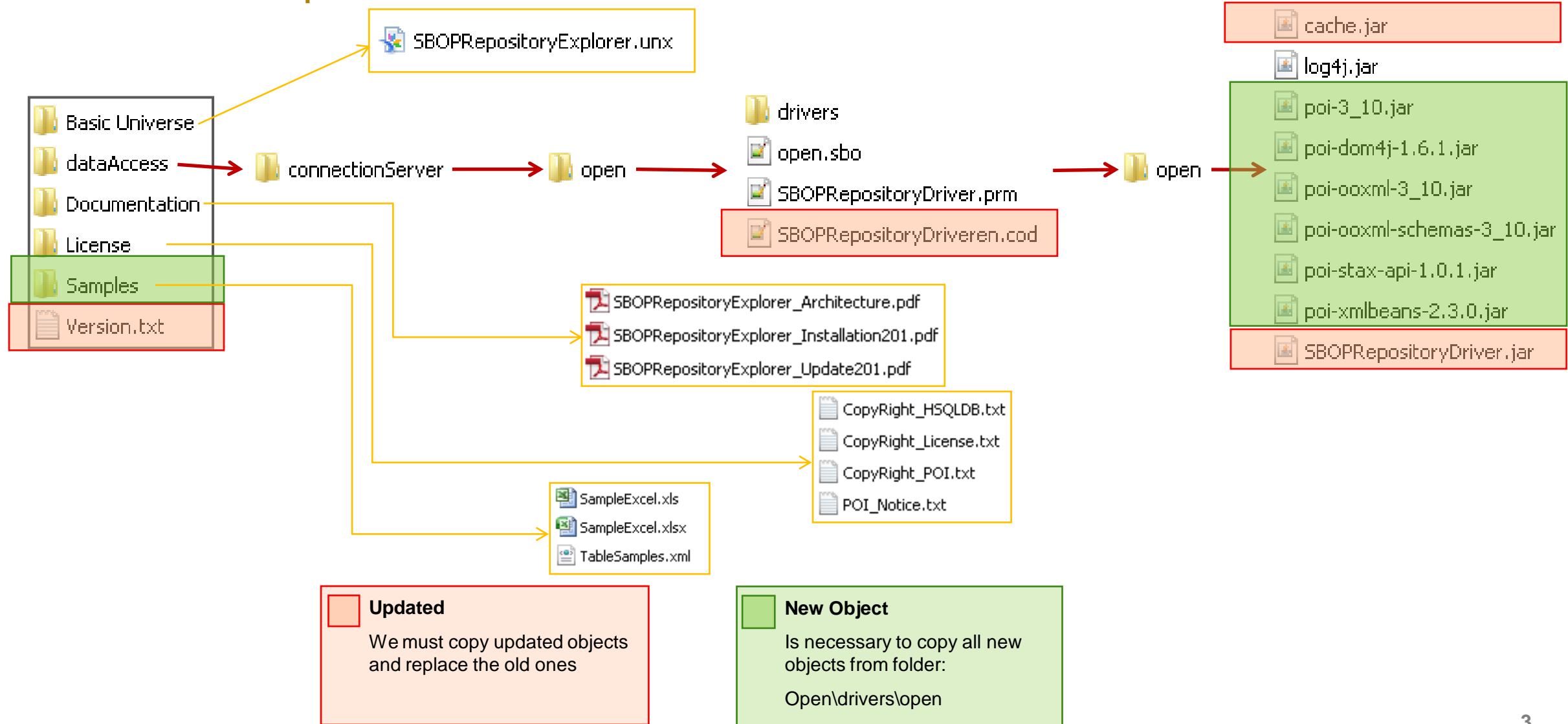


Agenda

- I. **New and Updated Objects**
- II. **Client Update**
- III. **Server Update**
- IV. **Universe Connection: new parameters**

I. New and Updated Objects v2.0.1

File Content and Description



II. Client Update

In client workstation for SAP BO BI Client Tools

- Unzip file (see content in previous slide).
- Read “Version.txt” included in the root folder of zip file to review release.
- Read license files in “License” folder to understand the limitations and rules related to this connector.
- Copy from folder “**[Path where SBOPRepositoryExplorer Unzipped]\dataAccess\connectionServer\open**”:

to

“[Path where SAP BO is installed]\SAP BusinessObjects Enterprise XI 4.0\dataAccess\connectionServer\open”

Next file to replace:

- To replace: **SBOPRepositoryDriveren.cod.**
- Copy from “**[Path where SBOPRepositoryExplorer Unzipped]\dataAccess\connectionServer\open\drivers\open**” folder

to

“[Path where SAP BO is installed]\SAP BusinessObjects Enterprise XI 4.0\dataAccess\connectionServer\open\drivers\open”

- To replace:
 - **cache.jar**
 - **SBOPRepositoryDriver.jar;**
- New:
 - **poi-3_10.jar, poi-dom4j-1.6.1.jar**
 - **poi-ooxml-3_10.jar**
 - **poi-ooxml-schemas-3_10.jar**
 - **poi-stax-api-1.0.1.jar**
 - **poi-xmlbeans-2.3.0.jar;**

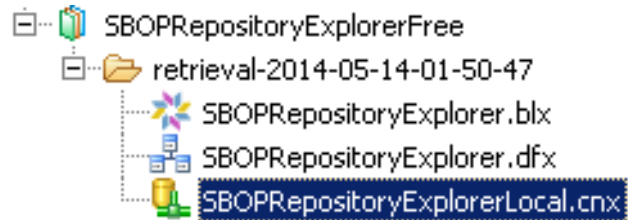
III. Server Update

In Server side for SAP BO BI WebI Processing Servers node

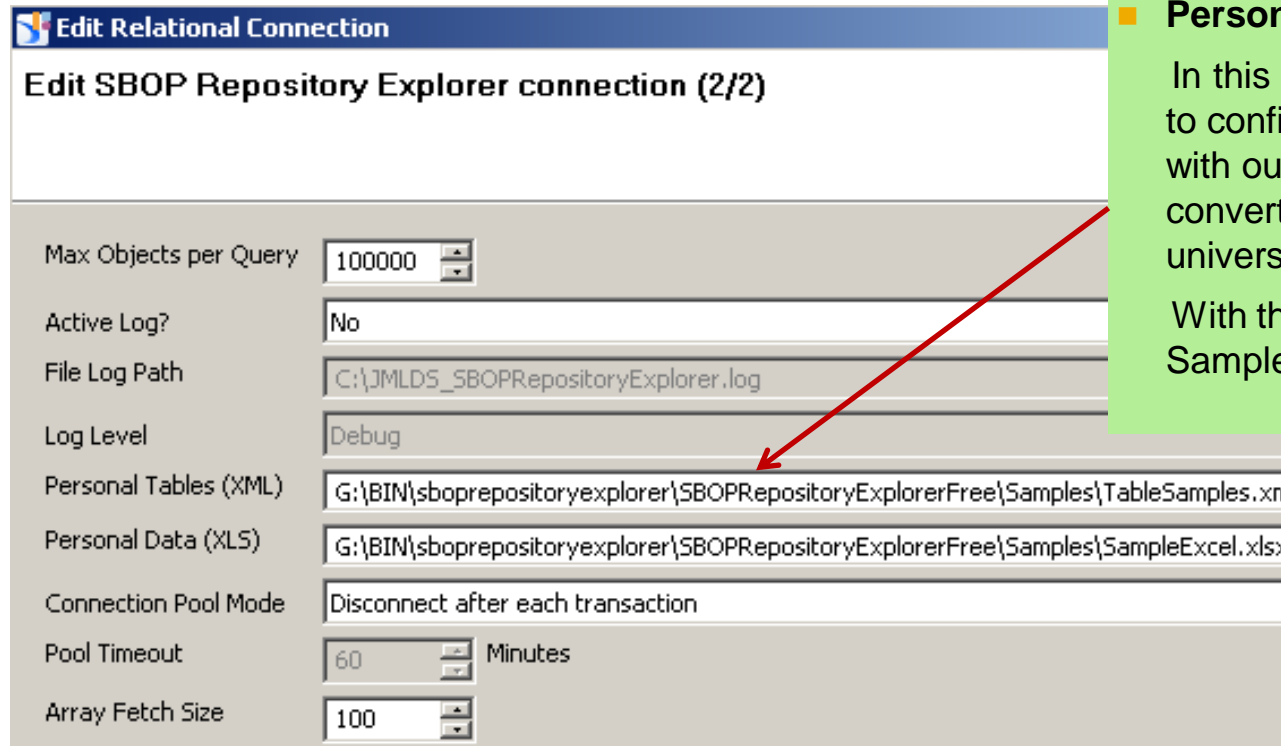
- As per Client Tools we must follow topic II (Client Update)
- Copy from unzipped folder “**[Path where SBOPRepositoryExplorer Unzipped]\dataAccess\connectionServer\open**”:
to
“**[Path where SAP BO is installed]\SAP BusinessObjects Enterprise XI 4.0\dataAccess\connectionServer\open**”
Next file to replace:
 - To replace: **SBOPRepositoryDriveren.cod.**
- Copy from “**[Path where SBOPRepositoryExplorer Unzipped]\dataAccess\connectionServer\open\drivers\open**” folder
to
“**[Path where SAP BO is installed]\SAP BusinessObjects Enterprise XI 4.0\dataAccess\connectionServer\open\drivers\open**”
 - To replace:
 - **cache.jar**
 - **SBOPRepositoryDriver.jar;**
 - New:
 - **poi-3_10.jar, poi-dom4j-1.6.1.jar**
 - **poi-ooxml-3_10.jar**
 - **poi-ooxml-schemas-3_10.jar**
 - **poi-stax-api-1.0.1.jar**
 - **poi-xmlbeans-2.3.0.jar;**
- After copy we must restart **WebIProcessingServers** to reload libraries.

IV. Universe Connection: New Parameters

Using IDT (Information Design Tool) we can edit the Connection, locally (.cnx) or secure/shortcut connection (.cns)



- In IDT edit the local connection “*SBOPRepositoryExplorerLocal.cnx*” or *the remote connection (cns)*



■ Personal Tables (XML)

In this release we have the option to configure a personal XML file with our personal CMS queries and convert/import as tables into the universe.

With this release is included in Samples folder an XML example.

■ Personal Data (XLS/XLSX)

Also in this release we have the option to import data from one Excel file (for example to compare external data or audit data with live data in CMS).

API can manage XLS and XLSX Excel files.



Contact Information:

Jorge Sousa
SAP BO BI Senior Consultant
+351 915 590 500
info@snapspace.pt